

Rooted Growing Reaching Transforming

GROWING IN KNOWLEDGE

HOPE: *We strive to have each student attain academic excellence, based on each one's God-given talents.*

The confident desire of obtaining a future good that is difficult to attain. It is therefore a desire, which implies seeking and pursuing.

TIMELINE: December

READINGS: Romans 12:6

VIRTUES: Creativity, enthusiasm, perseverance, trust and trustworthiness

TEACHER REFLECTIONS: How is the key message of "We strive to have each student attain academic excellence, based on each one's God-given talents" reflected in your school/workplace, your role, and your personal life?

SOCIAL SKILLS PROGRAMMING:

FIRST NATIONS/METIS CONNECTIONS:

WE CELEBRATE:

SCHOOL ACTIVITIES:

STUDENT REFLECTIONS:

Prayer Liturgy for Schools

Gospel value: HOPE

Opening Song: (see table of suggested songs)

Leader: Let us begin our celebration with the sign of our faith.
In the name of the Father and of the Son and of the Holy Spirit.

All: Amen.

Leader: Let us pray.
Creator God, you sent your Son, Jesus, to the world because of your great love for us. Fill us with the hope and joy that come from following you. Give us strength to spread the good news to everyone around us. We ask this in the name of Jesus, your son, who lives, and reigns with you and the Holy Spirit. Amen.

All: Amen.

Leader: Let us listen carefully to the Word of God.

Readings should always be proclaimed clearly and loudly from a Bible or lectionary.

Reader 1: A reading from the first letter of Paul to the Colossians.

In our prayers for you we always thank God, the Father of our Lord Jesus Christ, for we have heard of your faith in Christ Jesus and of the love that you have for all the saints, because of the hope laid up for you in heaven. You have heard of this hope before in the word of the truth, the gospel that has come to you. Just as it is bearing fruit and growing in the whole world, so it has been bearing fruit among yourselves from the day you heard it and truly comprehended the grace of God.

The Word of the Lord.

All: Thanks be to God.

Reader 2: The psalm response is

May your love be upon us, O Lord, as we place all our hope in you.

For the word of the Lord is faithful,
And all his works to be trusted.
The Lord loves justice and right,
And fills the earth with his love.

Response:

The Lord looks on those who revere him,
On those who hope in his love,
To rescue their souls from death,
To keep them alive in famine.

Response:

Our soul is waiting for the Lord,
The Lord is our help and our shield,
May your love be upon us, O Lord,
As we place all our hope in you.

Response:

Leader: A reading from the Gospel according to John.

All: Glory to you, O Lord.

Leader: I am the true vine, and my Father is the vine-grower. He removes every branch in me that bears no fruit. Every branch that bears fruit he prunes to make it bear more fruit. You have already been cleansed by the word that I have spoken to you. Abide in me as I abide in you. Just as the branch cannot bear fruit by itself unless it abides in the vine, neither can you unless you abide in me. I am the vine, you are the branches. Those who abide in me and I in them bear much fruit, because apart from me you can do nothing. If you abide in me, and my words abide in you, ask for whatever you wish, and it will be done for you. My Father is glorified by this, that you bear much fruit and become my disciples.

The Gospel of the Lord.

All: Praise to you, Lord Jesus Christ.

Leader: *You may now share a few prepared reflections on the readings that were just proclaimed and how they relate to the school community.*

Leader: Knowing how much God loves us and listens to our needs; we now bring those needs before God.

1. For the Pope, bishops, and all church leaders, that they may be strengthened in their mission of bringing people together in the hope of eternal life, we pray to the Lord.
2. For our school community of _____, called to fulfill our vocation as people of hope and faith, we pray to the Lord.
3. For our families and all those we love, that we may more closely follow Jesus and abide in his love, we pray to the Lord.

4. For our own personal intentions that we hold deep in our hearts, we pray to the Lord.

Leader: Let us pray.

Heavenly Father, you promise us eternal life through Jesus. Guide us to be faithful to your commandments and to seek to follow your will for us. Inspire in us the joy of serving others for the sake of your Kingdom. We ask this in Jesus' name.

All: Amen.

Leader: May God make us steadfast in faith, joyful in hope, and untiring in love all the days of our lives. And may we be blessed as we leave here in the name of the Father, and of the Son and of the Holy Spirit.


All: Amen.

Closing Song: (see table or choose another song which fits the theme)

Music Suggestions (could work for either opening or closing)

CBW III	Spirit and Song
Be Not Afraid #481	Rain down #134
Something which is Known #393	Seek Ye First #160
For You are My God #483	Christ, Be Our Light #105
	Bread for the World #157
	How Can I Keep from Singing? #117

... PRAYERS IN MY POCKET ...



Prayer Thought

I praise God because I trust Him.

Memory Verse



Do not let your hearts be troubled. Trust in God; trust also in me.

~ John 14:1

What You Need



- page 70, duplicated
- crayons or markers
- scissors
- tape
- Velcro™
- slips of paper
- pencils

Before Class



Cut the Velcro into small pieces. Make sure the paper slips will fit into the finished pockets.



Prayer

I trust You, God. I will always praise You and thank You. Amen.

What to Do




1. Instill in the students the confidence that God is always there to listen to them. Tell them that the Prayer Pockets will serve to remind them that they can pray at any time and for anything that is on their minds.
2. Instruct the students to color and cut out the Pockets from page 70 on the solid lines.
3. Show how to fold the pockets in half at the side seams with the printing on the outsides.
4. Demonstrate how to tape the Pockets together at the bottoms and sides.
5. Guide the students as they fold the flaps down, then stick Velcro to the undersides of the flaps and to the pockets so the pockets will hold together at the flaps.
6. Encourage the students to write a few personal prayers on the slips of paper and put the slips in their Prayer Pockets. Say, **Tell God about any worries or needs that you have. Ask Him to keep your family safe. Praise Him and tell Him how much you love Him.**
7. Close with prayer, perhaps allowing each child to read one prayer from his or her Prayer Pocket.



Bible Lesson

Jesus Comforts the Disciples
John 14:1-4

Prayers of Praise



*Do not let your
hearts be troubled.
Trust in God;
trust also in me.*

John 14:1

**Prayers
In My
Pocket**

LITTLE SEED, BIG BUSH

Parable of the Mustard Seed

Matthew 13:31-32; Mark 4:30-32;
Luke 13:18-19

Someone asked Jesus, "What is the kingdom of God like?"

Jesus replied, "It is like a mustard seed planted in the rich soil of a garden. It grows into a mighty bush, and birds come to nest in its branches."

Do the crossword:

1. (down)

The _____ of God is like

2. (down)

a mustard _____ planted in

3. (across)


a _____ .

4. (across)

It grows into a great _____ ,

4. (down)

and _____ come to nest there.



The seed is the WORD OF GOD. Your HEART is the rich soil of the garden. You plant the seed by reading God's Word. You water the seed with prayer and caring for others, and *God makes the seed grow in you!*

As God's Word grows inside me,



My mind learns: _____

My heart learns: _____

My hands learn: _____

My feet learn: _____

Here is a tiny acorn.
In the box on the
right, draw a picture
of what this acorn
can become.



Some people say kids are too small
to make a difference in the world.
But God has put inside you—young
as you may be—the power to make
a difference. List some things kids
can do—with God's help—to make a
difference in the world.

PLANT A SEED

1. Punch three small holes (for drainage) in the bottom of a Styrofoam cup.
2. Fill the cup 3/4 full with potting soil.
3. Place two or three seeds on the soil, and cover with 1/2" more soil.
4. Place cup in sunny spot.
5. Keep moist, but not wet.
6. When the seed sprouts, answer these two questions:


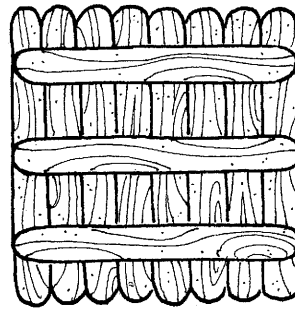
What did *I* do to help the seed grow?

What did *God* do?

Tic-Tac-Tell Game

SUPPLIES

- 11 jumbo craft sticks
- Craft glue
- Masking tape
- Scissors
- Paper towels or newspaper
- Acrylic paint, various colors
- Paintbrush
- Cup of water
- Pattern (right)
- 10 clean milk jug caps
- Construction paper, yellow and green
- Bible (optional)



Directions

Place eight craft sticks side-by-side to form a square. To hold the sticks together, glue three craft sticks horizontally across the square as shown. Let dry. Turn the square over. Cut 4, 5 1/2-inch pieces of masking tape. Place them on the square to form the tic-tac-toe lines. Cover work area with newspaper. Paint the entire square playing surface with one color of acrylic paint. Let dry. Peel off the masking tape strips. Paint the lines of the tic-tac-toe grid a different color from the background. Let dry. Duplicate five crown patterns (enlarged) on yellow construction paper. Cut out and glue inside five milk jug caps. Duplicate five happy face patterns (enlarged) on green construction paper. Cut out and glue inside five milk jug caps.

Find a friend, select a playing piece, and play Tic-Tac-Tell (just like tic-tac-toe). The player who wins by getting three playing pieces in a row gets to share a fact about Jesus (from memory or the Bible) with the other player.

Bible Connection

But you will receive power when the Holy Spirit comes on you; and you will be my witnesses in Jerusalem and in all Judea and Samaria, and to the ends of the earth. Acts 1:8

Share the Good News about Jesus

Jesus sends us to tell others about Him. But we do not do it alone. The Holy Spirit helps us tell about Jesus, our Savior, wherever we are and whatever we do. Any time or place you are with a friend is a good time to share the Good News that Jesus is our Savior and King.





Bible Bowling

SUPPLIES

10 clear plastic two-liter soda bottles (labels removed)

10 (or more) white self-adhesive labels, name tag size

Marking pens

Masking tape

Small playground ball

Directions

Before play begins, place a label on the same place on each bottle. Choose a Bible verse to review. Print one word or a short phrase from the verse on each bottle label. Then line up the bottles in a row so the verse reads from left to right. Make a masking-tape line 8 feet from the bottles. (Shorten or lengthen this distance to accommodate the age of your students.) Have the students use a small playground ball to bowl the bottles down in the correct order, repeating the verse as they do. They should stay behind the masking-tape line as they bowl.

Bible Connection

This activity can be used with any Bible story or verse. Consider using it with memory work for the week.



Bubblelympics

SUPPLIES

Individual bottles of nontoxic bubble fluid and small wands

Hula Hoop

A stopwatch or wristwatch with a second hand

Directions

Divide the class into pairs. Give each student his or her own bottle of bubble fluid and a small wand. Let each pair work together in the following bubble competitions:

Hit the target. See how many bubbles they can blow in thirty seconds. The bubbles are to land inside the area enclosed by the hoop or garden hose.

Chain-link bubbles. Have one person from each pair blow a bubble that remains on the tip of the bubble wand. That person's partner tries to blow a bubble and try to connect it to the first bubble without breaking either one. Let other teams join the challenge to see how many bubbles can be joined together in a chain.

Bubble high jump. Have both members of each pair blow a bubble upward at the same time. Time how long each stays afloat and unbroken.

Megabubbles. Have a friendly competition among class members as to who can blow the largest bubble. Cheer the winner!

Bible Connection

Since we are surrounded by such a great cloud of witnesses, let us throw off everything that hinders and the sin that so easily entangles, and let us run with perseverance the race marked out for us.

Hebrews 12:1

The communion of saints


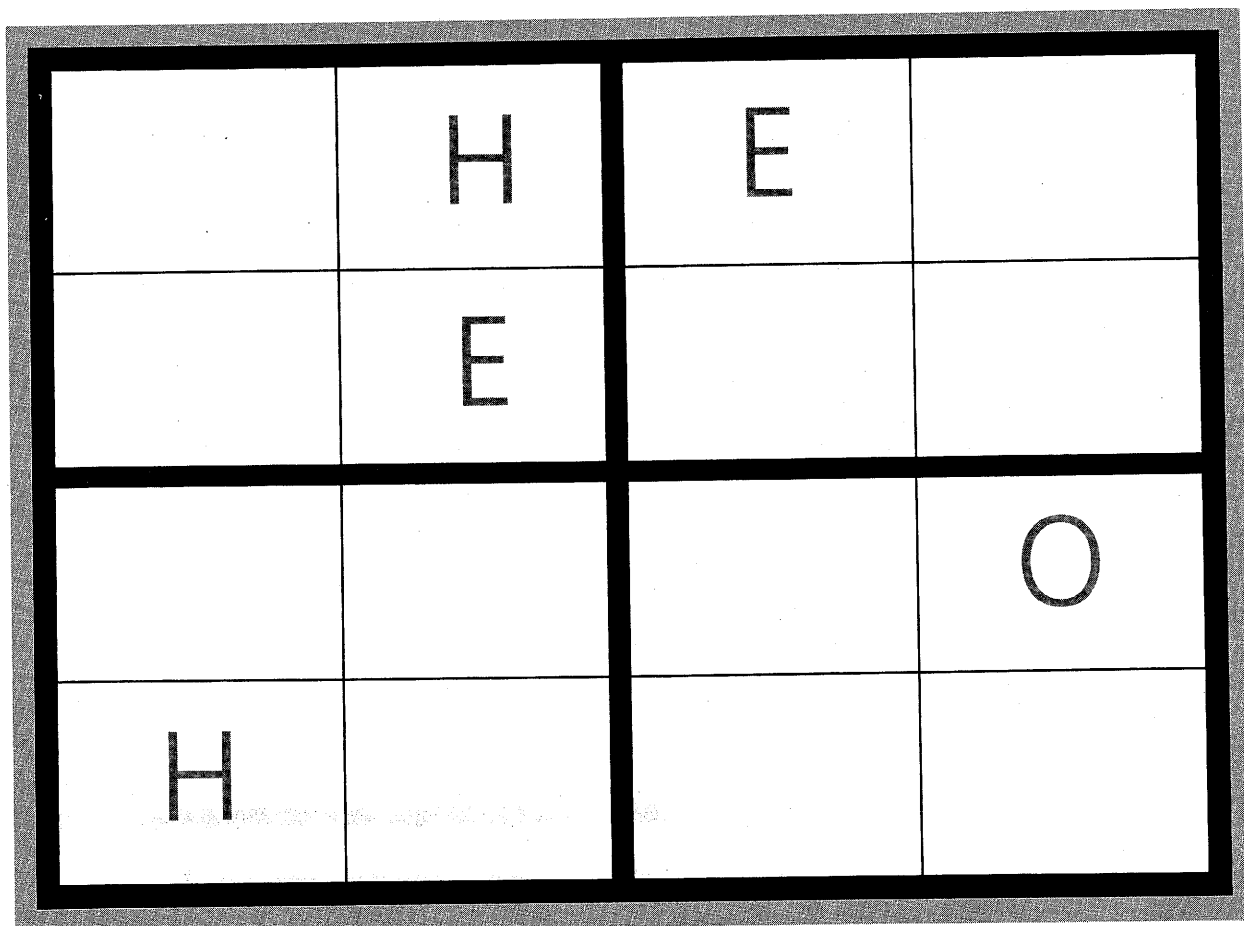
The Holy Spirit uses visible tools like God's Word, the waters of Holy Baptism, and the bread and wine/body and blood of Christ in Communion to create and sustain faith. Through them, we are able to believe, the forgiveness of sins becomes ours, and we are enabled to live as God's children. The Holy Spirit connects sinners with Jesus and the sinners become saints, children of God. The same Spirit keeps believers in the faith, strengthens their faith through the activities of the church, and assures them how the truths we cannot see—like the forgiveness of sins, the resurrection of the bodies of believers on the Last Day to live in the next life—are real and certain. As you use these bubble activities, thank God together with your students for the joy He gives you in Jesus.

CAN'T LIVE WITHOUT IT

Use the following letters to complete the puzzle:


P H O E

Each letter will be used only once per row, once per column, and once per square. Find the row or column that forms the word that correctly completes the Bible verse.



_____ deferred makes the heart sick,
but a longing fulfilled is a tree of life.
Proverbs 13:12

A FORGIVING GOD



Use the following letters to complete the puzzle:

U M R C F E I L

Each letter will be used only once per row, once per column, and once per square. Find the row or column that forms the word that correctly completes the Bible verse.

F	R		L		C		E
		E		M			I
	I	U		R		F	
			C		F		L
R		M		F		C	
I	M		U		R		F
U		L		C		E	
	C		R		U		M

For the LORD your God is a _____ God; He will not abandon or destroy you or forget the covenant with your forefathers.

Deuteronomy 4:31

**First Nations and Metis Education Resources
for the Gospel Value of Faith**

1. Frances Tyrell, *The Huron Carol*.
(ISBN #1-55013-638-0)

2. Brebeuf, Jean de, *The Huron Carol* (This book is in most school libraries)

3. Momaday, N. Scott, *The Circle of Wonder*
(ISBN # 1-800-249-7737) This book is in the library at Oskayak and Father Vachon